

Embedded Power System

ETP48150-A3



Introduction

ETP48150-A3 is an AC/DC embedded power system with excellent performance such as high power efficiency, intelligent battery management, remote management, wide range of AC input voltage, etc.

The system can configure 1U 15A/30A high rectifier modules, and provides 150A rated current output.

ETP48150-A3 can be embedded in 19-inch rack or cabinet.

Features

- Wide range of AC input voltage from 85 Vac to 300 Vac
- Wide operation temperature range of rectifier from – 40°C to 75°C
- Hot-swappable
- Standard structure design, adapt 19/21 inch installation
- Compact design(only 3U in height), saving user space
- High rectifier efficiency over 96% helps to save energy
- Excellent rectifier dormancy function increases system efficiency
- Intelligent battery management and protection help to prolong battery lifespan
- Support environmental signal monitoring and remote management through dry contact, serial interface or Ethernet interface

Scenarios

- Access network
- Transmission network
- Communication network of enterprises



ETP48150-A3



15A rectifier



30A rectifier



Monitoring unit
SMU01A



Monitoring unit
SMU01B

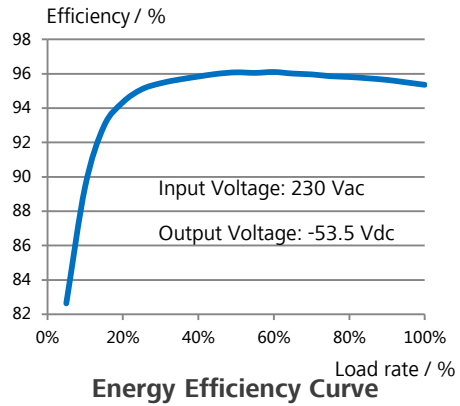


Monitoring unit
SMU01C

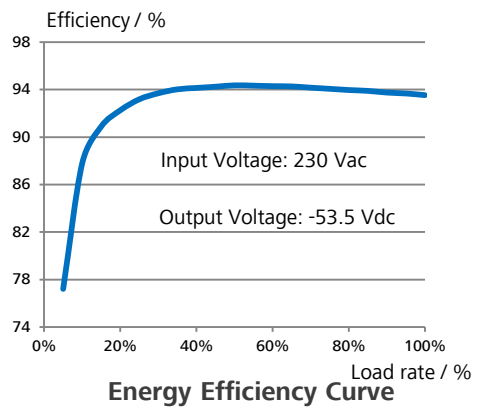
Efficiency Curve



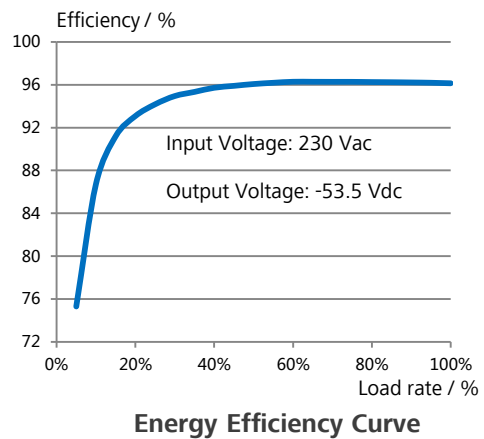
**Rectifier -1600 W-96%
(R4830G1)**



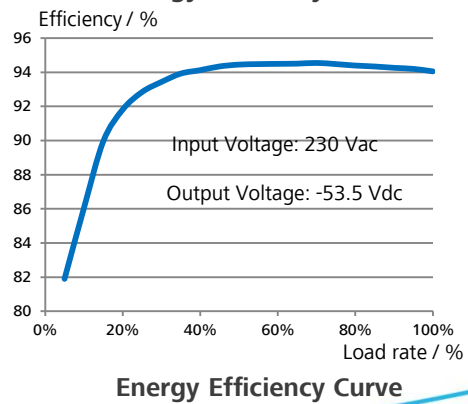
**Rectifier -1740 W-94%
(R4830N2)**



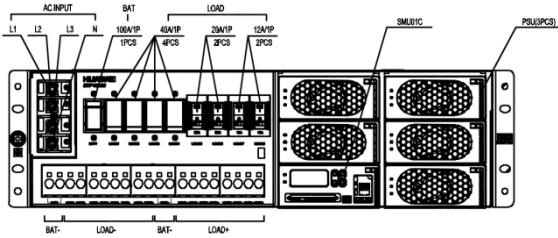
**Rectifier -870 W-96%
(R4815G1)**



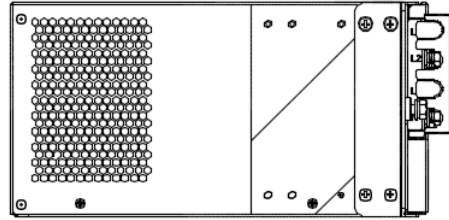
**Rectifier -1 kW-94%
(R4815N1)**



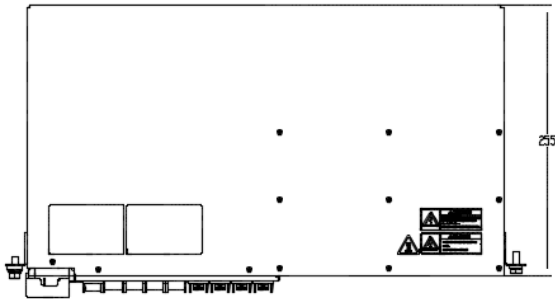
Dimension Drawings



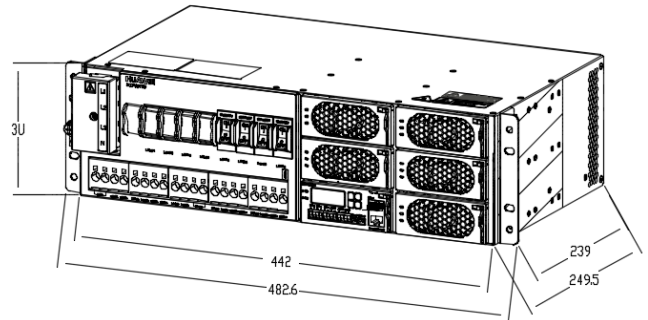
Front View of ETP48150-A3



Side View of ETP48150-A3

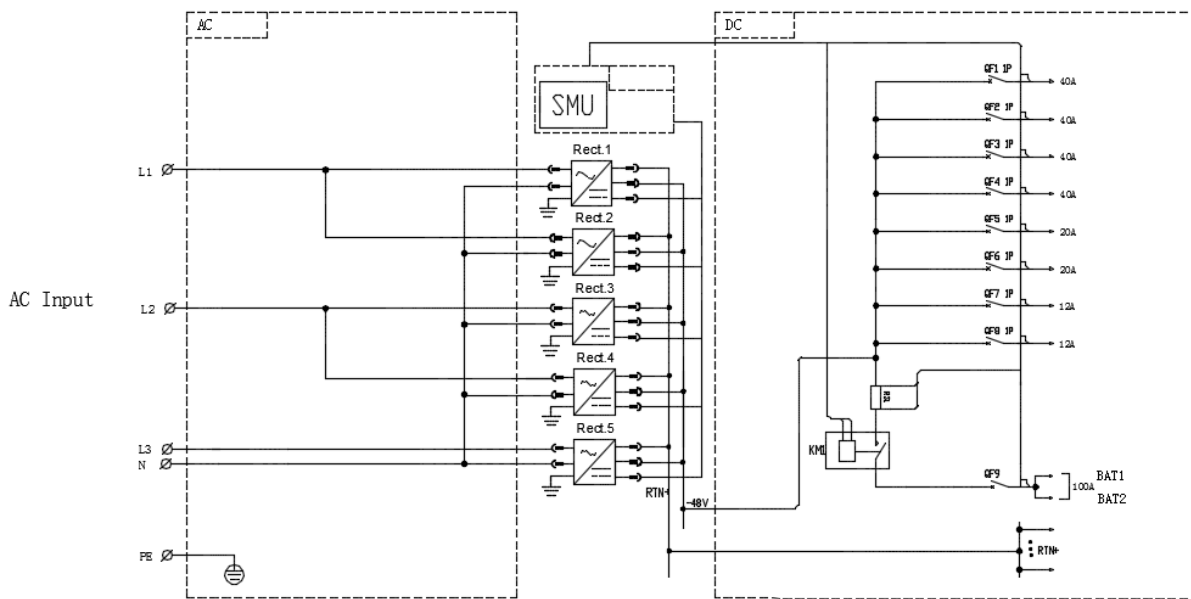


Top View of ETP48150-A3



Overview of ETP48150-A3

Schematic Diagram



ETP48150-A3

Specifications

Product Type		ETP48150-A3	
System	Dimension	442 mm (W) × 255 mm (D) × 130.5 mm (3U,H)	
	Weight	≤ 15 kg (without rectifiers)	
	Cooling Mode	Natural cooling	
	Installation Mode	Installed on 19-inch rack or cabinet	
	Cabling Mode	Front inlet and front outlet	
	Maintenance Mode	Front	
	Protection Level	IP20	
Input	AC Input Voltage	85–300 Vac, rated value: 220 Vac, 220/380 Vac three-phase or 220 Vac single phase or 110 Vac dual-live wire	
	Input Frequency	45–66 Hz, rated value: 50/60 Hz	
	Input Capacity	-	
Output	AC Output	-	
	Output Voltage	42–58 Vdc, rated value: 53.5 Vdc	
	Maximum Capacity	8 kW	
	Battery Breakers	1 × 100 A/1P	
	LLVD Breakers	-	
	BLVD Breakers	2 × 12 A/1P, 2 × 20 A/1P, 4 × 40 A/1P	
EMC & Safety	SPD	-	
	EMC	CISPR 22/EN 55022, IEC 61000-3-2, IEC 61000-3-3, IEC 61000-3-12, IEC61000-4-11	
Environment	Safety	IEC/EN60950-1/GB 4943	
	Operating Temperature	-40°C to +70°C (NOTE: The system can run for 8 hours at 70°C.)	
	Storage Temperature	-40°C to +70°C	
	Operating Humidity	5% – 95% (non-condensing)	
Altitude	0 – 4000 m (When the altitude ranges from 2000 m to 4000 m, the operating temperature decreases by 1°C for each additional 200 m.)		

Product Type	R4830G1	R4830N2	R4815N1	R4815G1	
Rectifier	Efficiency	> 95% (25% to 100% load) > 96% Max	> 93% (30% to 100% load) > 94% Max	> 95% (60% to 100% load) > 96% Max	
	Maximum Power	1600W (176 to 300 Vac)	1740W (176 to 300 Vac)	1000W (176 to 300 Vac)	870W (176 to 300 Vac)
	Input Voltage	85 to 300 Vac / 85 to 400 Vdc	85 to 300 Vac		
	Working Temperature	-40 °C to +75 °C (full output below 55°C), ETS EN 300-019	-40 °C to +75 °C (full output below 45°C), ETS EN 300-019	-40 °C to +75 °C (full output below 55°C), ETS EN 300-019	-40 °C to +75 °C (full output below 65°C), ETS EN 300-019
	Dimension	95.5 mm(W) × 208 mm(D) × 40.8 mm(H)			
	Weight	≤1.2 kg	≤1.3 kg	≤1.1 kg	≤1.2 kg
	Cooling Mode	Forced Air cooling (Built-in fan)			
	Power Factor	≥ 0.99 (> 50% load at 230 Vac)	≥ 0.98 (> 50% load at 230 Vac), ≥ 0.99 (100% load at 230 Vac)		≥ 0.98 (> 50% load at 230 Vac)
	THD	≤ 5% (> 50% load at 230 Vac)			≤ 5% (> 65% load at 230 Vac)

Product Type	SMU01A	SMU01B	SMU01C	
Controller	Signal Input	7 digital inputs (need interface Unit MUE02A or MUE02B)	7 digital inputs (need interface Unit MUE02A or MUE02B), 1 analog input	2 digital inputs, 2 analog inputs
	Alarm Output	8 dry contacts (need interface Unit MUE02A or MUE02B)		4 dry contacts
	Communication Port	RS232, RS485, FE	RS232, RS485	
	Display Mode	LCD		

Copyright © Huawei Technologies Co., Ltd. 2016. All rights reserved.

HUAWEI TECHNOLOGIES CO., LTD.

No part of this document may be reproduced or transmitted in any form or by any means without prior written consent of Huawei Technologies Co., Ltd.

Huawei Industrial Base

General Disclaimer

Bantian Longgang

The information in this document may contain predictive statements including, without limitation, statements regarding the future financial and operating results, future product portfolio, new technology, etc. There are a number of factors that could cause actual results and developments to differ materially from those expressed or implied in the predictive statements. Therefore, such information is provided for reference purpose only and constitutes neither an offer nor an acceptance. Huawei may change the information at any time without notice.

Shenzhen 518129, P.R. China

Tel: +86-755-28780808

www.huawei.com